

# Chasing the Dragon Over the Wall

Scavenger Hunt adventure and activity

by Theresa Stacy-Ryan

## Supplemental Materials Instructions

Print out the two-page map to tape it into one Map.

Print and cut out the Origami Magical Creatures. Hide them for your scavengers to find.

Add each to the Map as they are found.

Print and cut out the Badges. Award a Badge for each Tower Set completed. Add to the Map.

A complete, one-page map is included as well.

## More Supplemental Materials

Create your own magical creatures, and learn through fun with other activities for

Chasing the Dragon Over the Wall at


[littlelionlighthouse.com/cdow](http://littlelionlighthouse.com/cdow)

© 2021 All rights reserved. Written and Illustrated by Theresa Stacy-Ryan,  
tmsr Design Delivery dba the Little Lion Lighthouse.  
[littlelionlighthouse.com/cdow](http://littlelionlighthouse.com/cdow).



This book or any portion thereof may not be reproduced or used in any manner whatsoever without the express written permission of the author. For information regarding permission, write to [tmsr@littlelionlighthouse.com](mailto:tmsr@littlelionlighthouse.com).

First Printing: 2021  
Printed by Lulu.com



OX



TIGER



RAT



RABBIT




DRAGON



SNAKE







HORSE



MONKEY



GOAT



DOG





PIG



ROOSTER






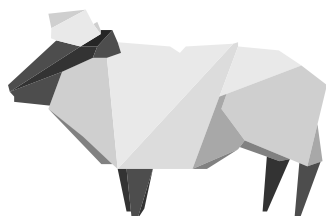



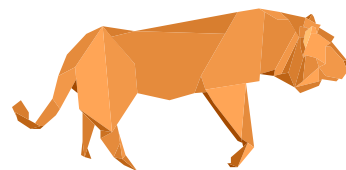



## TOWER BADGES



# Origami Magical Creatures and Badges for Your Scavenger Hunt

Print out the Origami Magical Creatures, cut them out, and hide them for your Scavenger Hunt.



# Chasing the Dragon Over the Wall The Map

